

CORONAVIRUS



TOGETHER TO START SAFE AGAIN

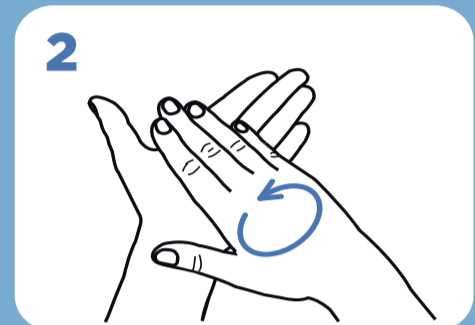
HOW TO HANDRUB?

RUB HANDS FOR HAND HYGIENE! WASH HANDS WHEN VISIBLY SOILED

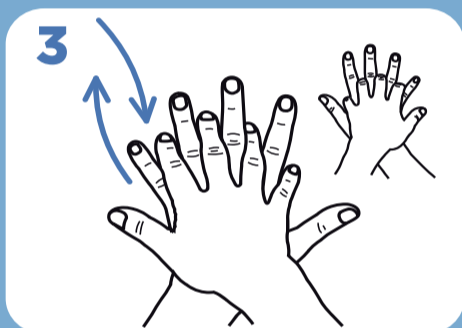
Duration of the entire procedure: 20-30 seconds



Apply a palmful of the product in a cupped hand, covering all surfaces



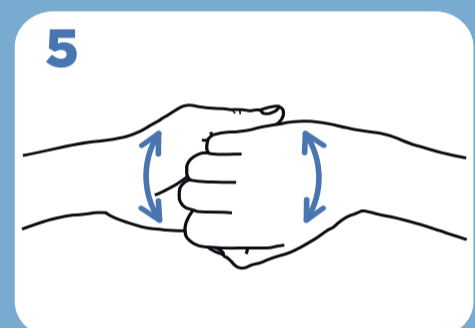
Rub hands palm to palm



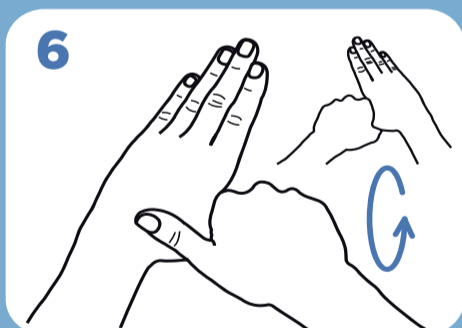
Right palm over left dorsum with interlaced fingers and vice versa



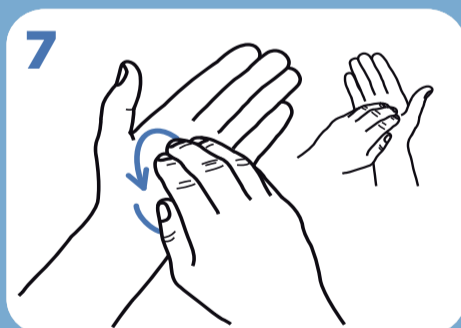
Palm to palm with fingers interlaced



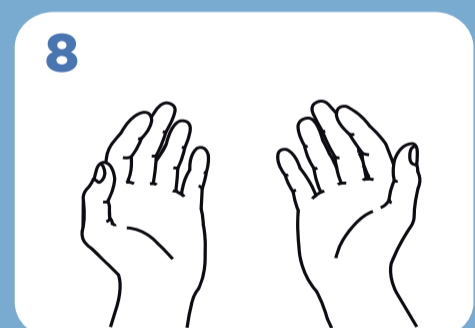
Backs of fingers to opposing palms with fingers interlocked



Rotational rubbing of left thumb clasped in right palm and vice versa



Rotational rubbing, backwards and forwards with clasped fingers of right hand in left palm and vice versa




Once dry, your hands are safe



fonte: World Health Organization

visit the site: salutelazio.it

Rete scuole che promuovono salute



SALUTE LAZIO
SISTEMA SANITARIO REGIONALE



REGIONE
LAZIO